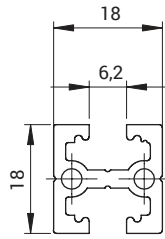
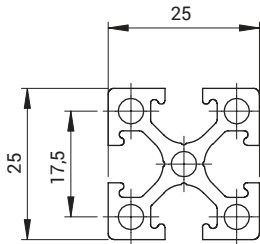



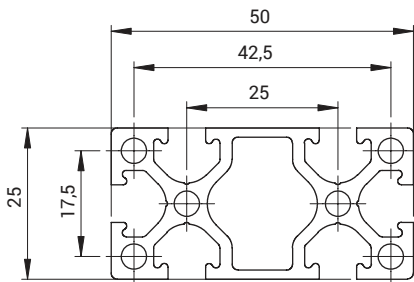
## Travi Quadre / Square Beams



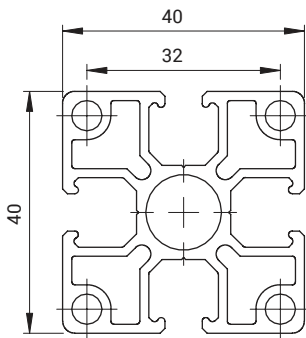
SQ-1818



SQ-2525



SQ-5025



SQ-4040



ARTICOLO ARTICLE	TAPPI CAP PROFILE	LUNGHEZZA LENGTH	I <sub>x</sub> [mm <sup>4</sup> ]	I <sub>y</sub> [mm <sup>4</sup> ]	MATERIALE MATERIAL	PESO WEIGHT
<a href="#">SQ-1818-1000</a>	CAP-1818	1 m	4301	6251	Alluminio / Aluminium	400 g
<a href="#">SQ-1818-2000</a>	CAP-1818	2 m	4301	6251	Alluminio / Aluminium	800 g
<a href="#">SQ-2525-1000</a>	CAP-2525	1 m	16250	16250	Alluminio / Aluminium	610 g
<a href="#">SQ-2525-2000</a>	CAP-2525	2 m	16250	16250	Alluminio / Aluminium	1220 g
<a href="#">SQ-5025-1000</a>	CAP-5025	1 m	28800	111100	Alluminio / Aluminium	1040 g
<a href="#">SQ-5025-2000</a>	CAP-5025	2 m	28800	111100	Alluminio / Aluminium	2080 g
<a href="#">SQ-4040-1000</a>	CAP-4040	1 m	86360	86360	Alluminio / Aluminium	1300 g
<a href="#">SQ-4040-2000</a>	CAP-4040	2 m	86360	86360	Alluminio / Aluminium	2600 g

**QC**  
CAMBIO RAPIDO

**BP**  
INTERFACCE

**SQ**  
TRAVI QUADRE

**NUT**  
DADI

**TB**  
PROFILI

**CC**  
STAFFE ANGOLARI TRAVI

**SFP**  
PIASTRE DI FISSAGGIO

**MB**  
MODULI PER STRUTTURA  
E FISSAGGIO

**CL - EA**  
GOMITI CON CRAVATTA

**DS**  
DISTRIBUTORI

**LVC - EAV - AVL**  
GAMBI E GOMITI  
PER VENTOSA

**CNT**  
PINZE MATEROZZA

**ET**  
PROLUNGHE

**AD**  
STAFFA FISSAGGIO PINZA

**SG**  
PINZE MATEROZZA

**AG**  
PINZE ANGOLARI

**PG**  
PINZE PARALLELE

**OFG**  
PINZE PNEUMATICHE

**NB**  
ATTUATORI AUTOMATICI

**W.N**  
LAME STANDARD

**BH**  
CORPI PORTA LAMA  
SPECIALI

**W.S**  
LAME SPECIALI

**CVA**  
CILINDRO ANTIROTAZIONE

**SR - SA - SS**  
COMPENSATORI

**V - SV**  
VENTOSE

**RAP**  
RACCORDI